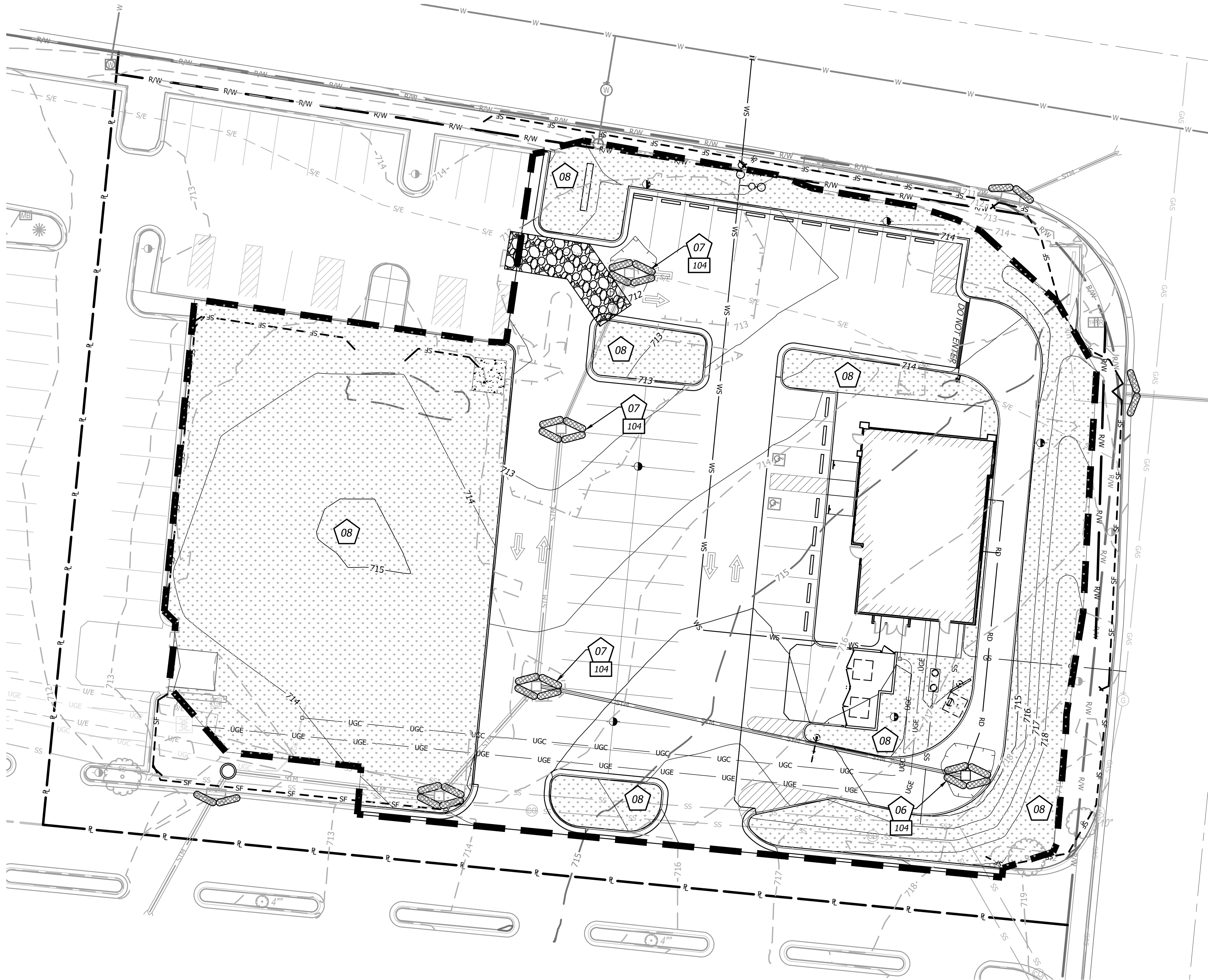


Mar 26, 2021 - 2:34pm Plotted By: kurt.podder V:\028410-CTT - Master 2020\028410-02-Chicinnati\_OH\04-DWG\Eng\Sheet\03\028410-02-SWTS-EROSN.dwg Layout: Layout1-Mid



### EROSION & SEDIMENT CONTROL STAGING CHART

Phase	Project Stage	BMP Plan Ref. No.	BMP Description	Remove After Stage:	Notes:
Phase I (PRE-CON)	A - Place BMP's Prior to Land Disturbance	01	Perimeter Silt Fence	E	Place as shown on plan
		02	Construction Entrance & Staging Area	D	Place as shown on plan
		03	Concrete Wash-Out	D	Place as shown on plan
		04	Existing Inlet Protection	E	Place as shown on plan
Phase II (MID-CON)	B - After Stripping, Grubbing, & Mass Grading	05	Interior Silt Fence	E	Place as shown on plan
	C - After Utility Storm Sewer Construction	06	Storm Inlet Protection	D	Place as shown on plan
Phase III (POST-CON)	D - After Construction of Building and Parking Lot	07	Storm Inlet Protection	E	Place as shown on plan
	E - Final Grading, Paving & Landscaping	08	Final Seeding, Sod, and Landscaping	N/A	Silt fencing & inlet protect may be removed once seed & sodded areas are established on 80% of site.

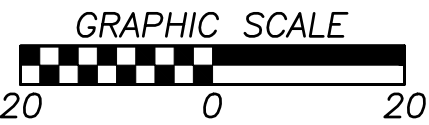

#### EROSION CONTROL LEGEND

- DISTURBED AREA (1.21 AC)
- SILT/SEDIMENT FENCE
- INLET PROTECTION FILTER BAGS
- CONSTRUCTION ENTRANCE
- CONCRETE CLEANOUT
- FINAL SEEDING (SOD &/OR LANDSCAPING)

#### 0001 DETAILS

• SEE EROSION CONTROL DETAIL SHEET FOR THE FOLLOWING

- 101 TEMPORARY CONSTRUCTION ENTRANCE
- 102 CONCRETE WASH-OUT
- 103 FILTER FABRIC SILT FENCE
- 104 ROCK BAG DROP INLET BARRIER



7101 College Blvd., Suite 400  
Overland Park, Kansas 66210  
p: (913) 663-1900  
f: (913) 663-1900

BHC is a trademark of Berglund-Hoover & Company, P.A.



PANDA EXPRESS, INC.  
1683 Walnut Grove Ave.  
Rosemead, California  
91770  
Telephone: 626.799.9898  
Facsimile: 626.372.8288

All ideas, designs, arrangement and plans indicated or represented by this drawing are the property of Panda Express Inc. and were created for use on this specific project. None of these ideas, designs, arrangements or plans may be used by or disclosed to any person, firm, or corporation without the written permission of Panda Express Inc.

#### REVISIONS:

No.	Description	Date

#### ISSUE DATE:

1st BUILDING PERMIT SET 03-29-21


DRAWN BY: WTG

PANDA PROJECT #: S8-22-D8072

PANDA STORE #: -

ARCH PROJECT #: 20044.009



8813 PENROSE LANE, SUITE 400  
LENEXA, KS 66219  
ph: 913.649.8181 • fx: 913.649.1275

### PANDA EXPRESS

TRUE WARM & WELCOME  
E. KEMPER RD & CENTURY BLVD.  
CINCINNATI (SPRINGDALE), OH 45246

MID-CONSTRUCTION  
EROSION CONTROL PLAN

# C6.1

TRUE WARM & WELCOME 2300 R5