


2
A6.2

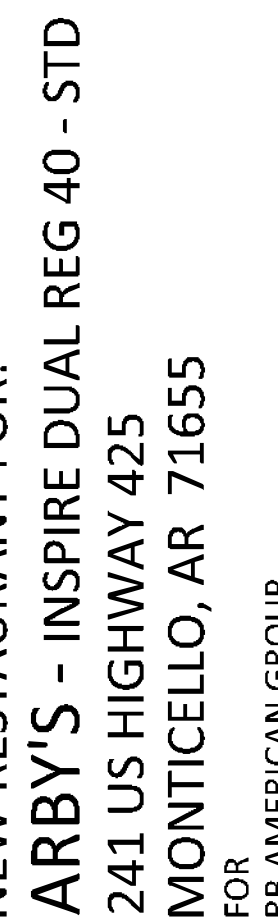
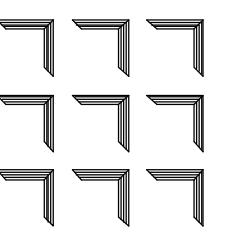
KITCHEN ELEVATION

1/2" = 1'-0"



Christopher W. White
Architect AR #3086
1001 E. 41st St., Suite 712
Tulsa, Oklahoma

White Design Group, P.C.
Restaurant and Interiors Consulting
5801 EAST 41ST STREET, SUITE 712, TULSA, OKLAHOMA 74135

[illegible]

KITCHEN ELEVATIONS

ET:

A6.2