

2017

Advanced Arrow Indicator

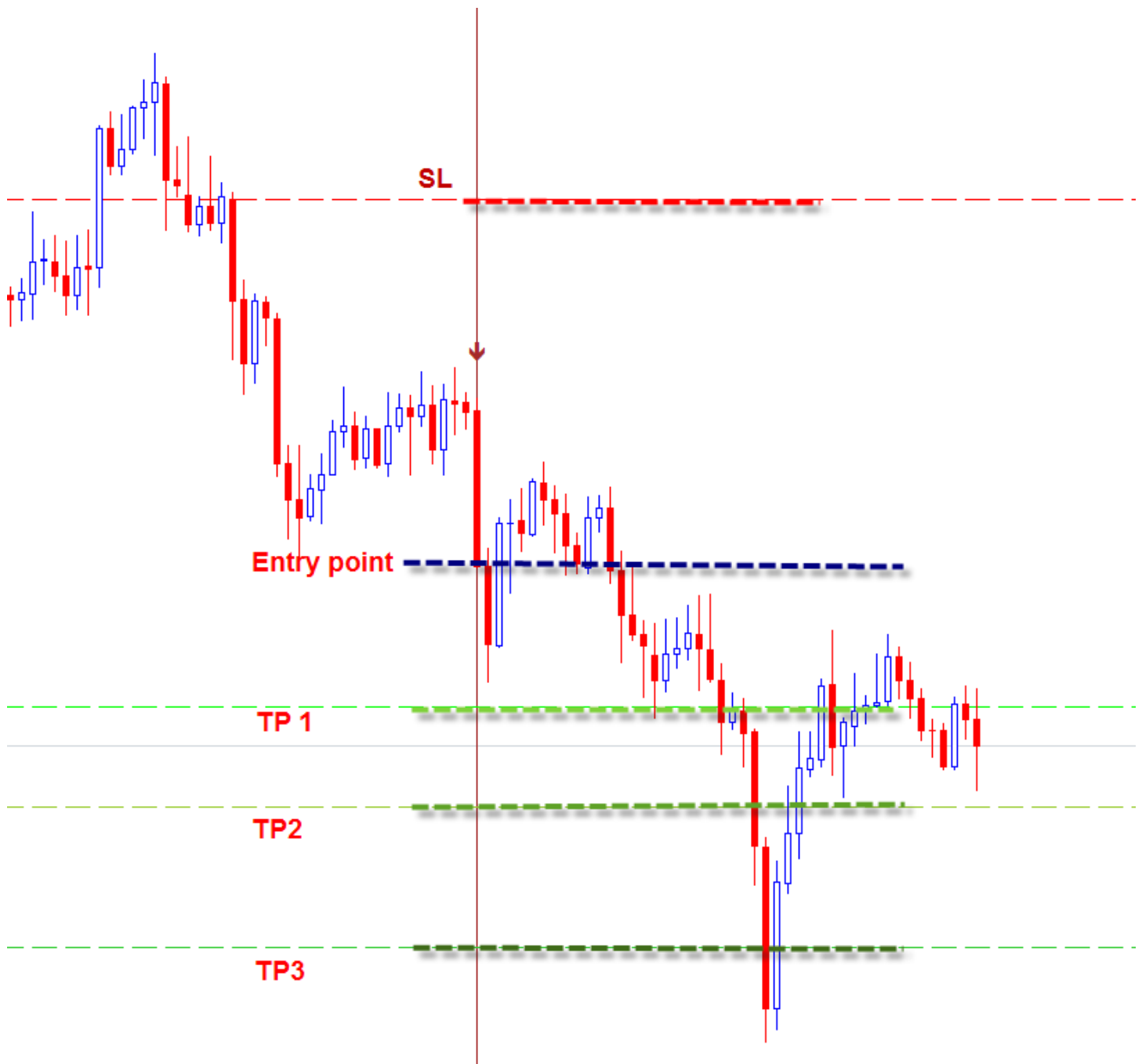


Alfred Kamal

Thank you for using Advanced Arrow Indicator. If you can't find a satisfactory answer from this manual, feel free to PM me at MQL5 , E-mail or whatsapp
3/6/2017

What is Advanced Arrow indicator?

- ✚ Simply it gives you entry point as vertical Line and arrow after candle closed, also SL line and 3 TP lines or less.
- ✚ Once SL-TP lines are shown with the arrow, they remains as they are until signal change.
- ✚ The last signal only that shows if you change time frame and go back.
- ✚ It works on just MT4 on windows computer.
- ✚ It is 1st most [Popular](#) indicator in MQL5 market until now.



Input parameters for version 5 (coming soon within 10 days):

- ✦ **Notifications**- if it false there are no notifications at all, if it true you have to choose how indicator will send notifications.
- ✦ **Alert**- Displays a message in a separate window.
- ✦ **Send push message** - Sends push notifications to the mobile terminals, whose MetaQuotes IDs are specified in the "Notifications" tab.
- ✦ **Send an email** - Sends an email at the address specified in the settings window of the "Email" tab.
- ✦ **Message Header.Long** – the header of message send to you in long signal case.
- ✦ **Message Header.Short**– the header of message send to you in short signal case.
- ✦ **Message Content.Long**– the message content send to you in long signal case.
- ✦ **Message Content.Short**– the message content send to you in short signal case.
- ✦ **Showing Type** – you can hide SL,TP lines by choose (Just Signal) or show them by choose (Signal and TP,SL Lines)
- ✦ **StopLoss Line color** - The color of SL line.
- ✦ **TakeProfit 1 Line color** -The color of TP1 line.
- ✦ **TakeProfit 2 Line color** -The color of TP2 line.
- ✦ **TakeProfit 3 Line color** -The color of TP3 line.
- ✦ **Signal line Width** -It must be 0 If Signal line Style not Solid.
- ✦ **Buy Signal color**- The color of vertical line and order in case buy signal.
- ✦ **Sell Signal color** - The color of vertical line and order in case sell signal.
- ✦ **Signal line Style** – Choose between (solid, dashed, dotted, dashes and dots, dashes and double dots).
- ✦ **TP-SL Lines Style**.

Custom Indicator - AdvancedArrow

About Common Inputs Colors Visualization

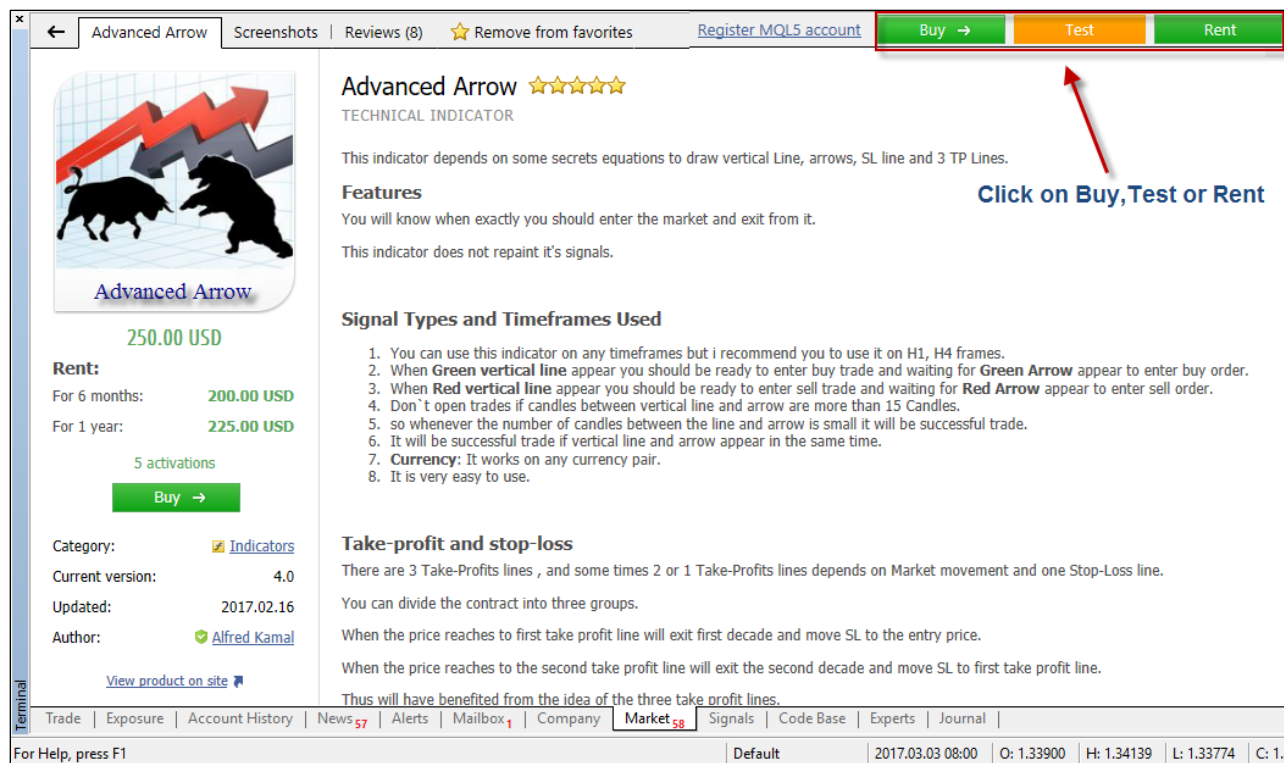
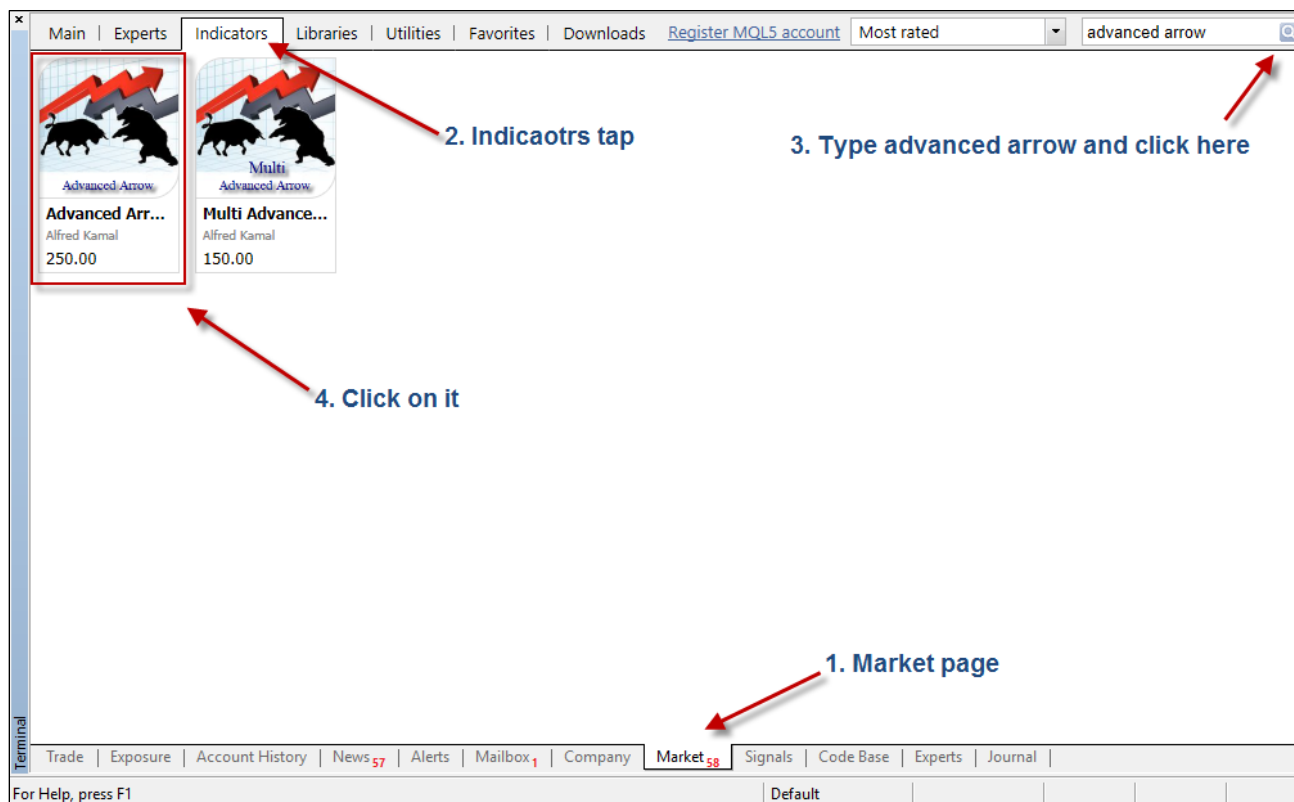
Variable	Value
Notifications	true
Alert	true
Send push message	true
Send an email	true
Message Header.Long	Advanced Arrow - Buy Signal
Message Header.Short	Advanced Arrow - Sell Signal
Message Content.Long	EUR/USD H4 Frame
Message Content.Short	EUR/USD H4 Frame
Showing Type	Signal and TP,SL Lines
StopLoss Line color	Red
TakeProfit 1 Line color	Lime
TakeProfit 2 Line color	YellowGreen
TakeProfit 3 Line color	LimeGreen
EX	Signal line Width must be 0
EX2	If Signal line Style not equal Solid
Signal line Width	1
Buy Signal color	Goldenrod
Sell Signal color	Brown
Signal line Style	Solid
TP-SL Lines Style	Dash

Load Save

OK Cancel Reset


How to install the indicator?

You can download and install Advanced Arrow Indicator from your terminal by using your MQL5 account in market page



← Advanced Arrow Screenshots | Reviews (8) ☆ Remove from favorites

Balance: Buy → Download demo Rent



Advanced Arrow

250.00 USD

Rent:

For 6 months: 200.00 USD

For 1 year: 225.00 USD

5 activations

Buy →

Category: Indicators

Current version: 4.0

Updated: 2017.02.16

Author: Alfred Kamal

[View product on site](#)

Advanced Arrow ★★★★★

TECHNICAL INDICATOR

Price: 250.00 USD

Please, select payment method:

VISA

PayPal

WebMoney

NETELLER

@payments

UnionPay

Skrill

ML5 COUPONS

Purchasing a product means that you have read and accepted the [Rules of Using the Market Service](#).

Payment is made via secure channels, no commission

Terminal Trade | Exposure | Account History | News 57 | Alerts | Mailbox 1 | Company | **Market 58** | Signals | Code Base | Experts | Journal |

For Help, press F1 Default

select payment method

Navigator

Windsor Direct

Accounts

Indicators

Trend

Oscillators

Volumes

Bill Williams

Market

Advanced Arrow

All inOne

PipsFactoryDaily

PipsFactoryWeekly

Examples

Ichimoku

ma

rsi

When I have to enter long position?

When green vertical line appears you should be ready to enter buy trade and waiting for green Arrow appear to enter buy order.

When I have to enter short position?

When red vertical line appears you should be ready to enter sell trade and waiting for red Arrow appear to enter sell order.

What are the best currencies pair should I trade using this indicator?

All pairs are good except CHF pairs but best are USD/CAD, NZD/CAD, USD/JPY, EUR/USD, NZD/JPY, GBP/USD, NZD/USD, EUR/JPY

What are best time frames should I trade?

The best are H1 and H4 all days of week (London session is Excellent) but Friday and when market move fast you can use less frames.

What is the difference between Advanced Arrow and Multi Advanced Arrow?

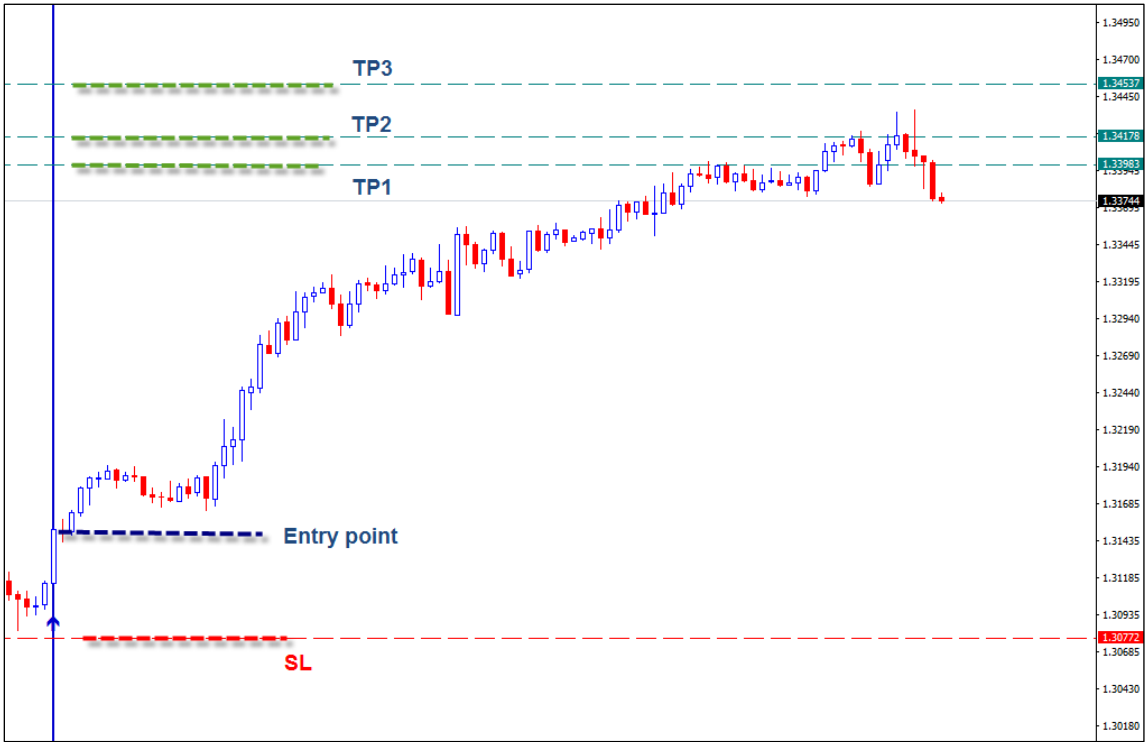
Advanced Arrow indicator: show you the signal for current currency pair and current Time Frame and has SL, TP lines

Multi Advanced Arrow indicator: show you the signal for 8 currencies pairs and 5 Time Frames at the same time but there are no SL, TP lines

I advise you to use Advanced arrow for now and in the future if you need to see it as dashboard you can use Multi Advanced Arrow.

Sample of Good signals:





Sample of Bad signals:



Don't open position even if there is signal and:

- + Candles between vertical line and arrow more than 3-4 Candles in H4 frames.
- + Candles between vertical line and arrow more than 10-15 Candles in H1 or less frames.
- + The arrow candle already hits TP1.
- + There is one TP and very near from entry price (less than 5 pips).
- + There are no any TP lines.
- + CHF pairs.
- + 4 hours remaining and market will close.
- + News time because there are no rules in time of news (Just my opinion).

Open position if there is a signal:

Weak risk (best signal):

- + Vertical line and Arrow appears on the same time.
- + There are 3 TP Lines and they are not too close to entry point.
- + Signal comes in the beginning of day (H1 and less) timeframes.
- + Signal comes in the first 3 days of the week (H4) timeframe.

Medium risk:

- + If 1st TP is near from entry price but there are more than one TP.
- + Signal comes on any time of day on any day of week.
- + Signal comes on M15 time frame

Somethings may happens and it is not bugs in the indicator:

- + Signal come without any TP lines. It is weak signal even if the price went to the direction of the signal after that (every rules have exceptions).
- + There are TP2 and TP3 but there is no TP1 or there is TP3 but there are no TP1 and TP2.(see tips)
- + If you see signal and after a while you change time frame and then go back, sometimes you see new vertical line as same of kind of old one but in another place or arrow changed its place , it is because the indicator read the last situation of the market and the old signal will end soon and will change .
- + If signal showing TP's far away or there is no SL line it means there is a problem in your terminal historical data for this currency pair and to solve it go to higher frame and go back to your frame.
- + If any something weird when the first time you add the indicator on the chart like arrow without vertical line or anything above go to higher frame and go back to your frame.
- + If you got signal and someone does not get it yet or there are different between your TP/SL lines and (his/her) TP/SL lines in some pips, it is because the difference between brokers closed candle price every broker open and close in difference GMT.

Tips:

- + You don't need to look at higher time frame even if you use H1 or H4.
- + If there is long signal and then after a while short signal appears (it happens on less H1 frame more than H1 and higher), you have to close the long and enter short (if the rules completed)
- + Set your TP under TP lines about one spread and SL under SL line also about one spread in long signal.
- + Set your TP over TP lines about one spread and SL over SL line also about one spread in short signal.
- + TP lines are resistances prices in long signals and they are supports prices in short signals for that reason I always say don't open position after hits TP1.
- + If you see 1 TP line it means that it is 3rd line (resistance/ support) and the price already break out 2 (resistances/ supports) before signal comes.
- + If you see 2 TP lines it means that it is 2nd and 3rd line (resistances/ support) and the price already break out 1 (resistance/ support) before signal comes.
- + The 3rd (resistance/ support) is more power than 1st and 2nd.
- + The 2nd (resistance/ support) is more power than 1st.
- + If there are no TP lines you might need to shrink your screen to see them.

Trailing Stop or divide your contract into 3 contracts?

Everyone trades differently so choose your way between them or make another way to safe your profits

1. **Trailing Stop:** when you open position open just one contract and set trailing stop to pips between entry point and 1st TP or 2nd TP as you want.
2. **Divide your contract into 3 contracts:** and when 1st contract hits 1st TP move SL of other 2 contracts to entry point to be safe and when 2nd contract hits 2nd TP move SL of last contract to 1st TP.

Make your choice

Finally I wish this indicator to be a reason for making money from this market to all of you (but it is not money machine if you don't understand what price doing).

And if you find a trade way better than what I wrote in this manual to gain pips, go ahead without any hesitate.

<https://www.mql5.com/en/market/product/20380>

Clients Reviews until now:



Ted NO FX 2017.03.03 03:46 # ★★★★★

This is the best indicator signals for forex out there. All signals are good and with SL/TP lines. I will make a new review after few weeks of following signals on my trading account. Alfred are helpful and honest guy. Worth the price!! Thank you

98



fabbry72 2017.03.02 19:28 # ★★★★★

Very very good,high win rate.

Thanks Alfred!!!!!!

Fab.

1018



golfguy37 2017.03.02 15:45 # ★★★★★

Dear Traders....

481

I left a great review on this indicator, i am doing very well with it.

I use it specially on 1 & 5M time frames, However i only take 1 very specific trade with it thats it.

I use on all majors except CHF pairs.

Everyone trades differently, this tool is just a 2nd verification in deciding if i will take a trade period.

i have had 0 losses so far, again my move is specific

If your interested back test like i did and at least give it a try.

(I wont be giving advice on how i use this indicator, If your patient and follow the rules it works)



Valeri Simov 2017.03.02 15:15 # ★★★★★

Alfred is a great man!!! answer all the questions in proper way giving the best service ever. His indicator is absolute stunner!!! helping a lot with my trades. Great tool,great service! Thank you so much for your hard work!!

360



Charlie Alberti 2017.02.28 15:02 # ★★★★★

This is so worth the price!!! Stable signals and the TP and SL lines are very handy. The seller is always helpful when I have a question and.. I'm still in the green :-) so thank you Alfred, for the great work you've done to create this amazing indicator! GBY

98



Joachim Reichelmann 2017.02.26 20:39 # ★★★★★

Me too, i just can agree with the last reviewer. I am using this indicator since 3 weeks now daily... and its really easy to trade and more since the new update with TP and SL lines. I just love to trade with... and the indicator gives very good and stable signals. As amfels wrote, just sad that i dont find it earlier. Good work dear Alfred. Also the seller is very kind and always here to help. in time i will buy more from him. Thank you!

739



amfels07 2017.02.24 18:08 # ★★★★★

Update(2/24/2017) after 2nd day of using the Advanced Arrow:

Simply unbelievable the only thing I hate about it is that Alfred did not invent it years ago :)

Take advantage of this indicator as following 1H and 4H charts in my humble opinion will allow you to make pips consistently week in and week out.....Take advantage now before Alfred decides to rise the price of this indicator :) Great work sir thank you!!

119



Aravind 2017.02.05 01:24 # ★★★★★

Good indicator.

1188

About author:

- Alfred Kamal from Cairo, Egypt
- MQL4 programmer and trader since 6 years ago Developing indicators, EAs and scripts
- Focused on meeting customers' requirements in terms of time, cost and quality
- Senior desktop applications developer at local company in Egypt
- Consultative in 5 local small companies
- Bachelor of Computer science 2001
- 36 years old

E-mail: alfred_k_98@yahoo.com

WhatsApp: +201222362678

